



Archive Manager

Data archiving has always been a daunting task for the IT Administrator; its not just about identifying what to archive and until when, but also the retention policies and efforts involved for data retrieval at a later time. Traditionally, Archiving policies, procedures and solutions focused on the IT technology systems that support business functions, but did not provide much in the way of ease of implementation. It involved a large concentrated effort by the IT department with often the end result not meeting the storage policies or expectations required. What is needed is an archive process that provides ease of use; effective processes that ensure user's environments suffer the least amount of downtime; provides consistency across platforms; and supports various configurations that streamline the data archive implementation.

CA ARCserve Backup® now provides the Archive Manager for archiving directories and files, with the aim of meeting if not exceeding the data storage policies that relate to archiving of directories and files. With minimal additional configuration over the base product, archiving data is easily achieved and is simple and straight forward process. Restoring archived files is also easily performed as a restore job form the archive manager.

OVERVIEW

CA ARCserve Backup lets you archive data that resides on Windows, UNIX/Linux and MAC file systems to tape media or cloud storage devices. CA ARCserve Backup provides the ability to archive data using the Archive Manager. You open the Archive Manager from the CA ARCserve Backup home page. You can archive old files to media that can be retained for a predetermined period of time, and you retrieve the archived files using the Restore Manager at any time.

CA ARCserve Backup also lets you set schedules and policies and select your source and destination for your files to be archived in order to Submit Archive Jobs.

BENEFITS

- Lets you set archive schedules and policies for selected Windows, UNIX/Linux and MAC file system data.
- Lets you use filters to selectively exclude/include directories/files for archive.
- Set retention policies for archived data.
- Lets you encrypt, compress, or both encrypt and compress archive data.
- Generates Node Archive Status Report, Job Archive status report, and Total Protection Size Report providing archive status.

Install/Configure

The CA ARCserve Backup Archive Manager is installed with the Base product. After the base product has been configured, the Archive manager is essentially ready for archiving the data.

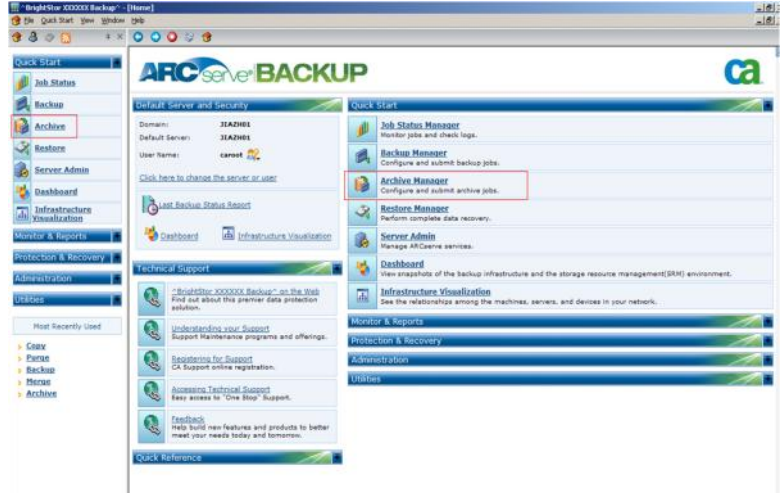
To access the Archive manager, select the Archive manager from either the Home page or from the Quick Start drop down menu of the CA ARCserve Backup Manager.

How CA ARCserve Backup Archive Manager Works

Performing data archival using CA ARCserve Backup is simple and straight forward. CA ARCserve Backup Archive Manager console provides different tabs for you to manage data archival. You can specify the type (archive job, normal archive, deduplication archive, staging archive, and archive to cloud storage) of archive job, select the source, specify the schedule, set the policy, and choose the destination.

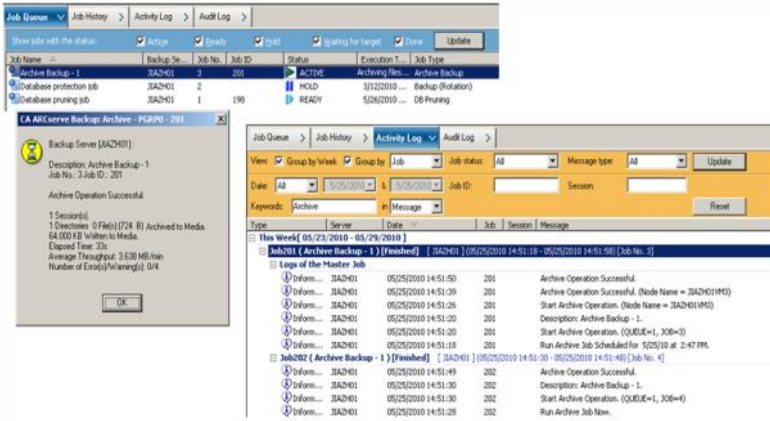
CA ARCserve Backup Archive Manager lets you:

- Set retention times to define the length of time that archive media is not used before it is moved to the scratch set (tape) or purged (deduplication devices and backup to cloud devices).
- Delete archived data automatically that has expired retention dates from archive media.
- Search for data that is eligible for archiving and back it up, and then delete the archived data from its original location.
- Retrieve archived data from archive media with restore job.
- Set up email alerts to notify you when job-related events occur.



Submit Archive Job:

- From the Archive Manager, select the Source, Schedule, Policies and Destination tabs to specify the options required for the job.
- Click the options toolbar to specify any global options for the archive job.
- Click the Submit toolbar button; specify Security and Agent information.
- Click the Run Now to run the job now, or to specify and date/time for the job to run.

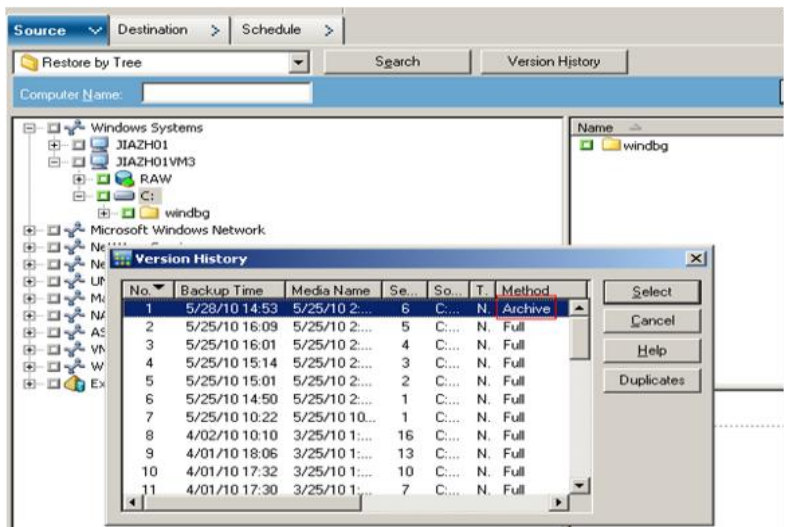


Retrieve archived data using Restore Manager:

- From the Restore manager, select and retrieve archived data from the archive media for an archive restore job.

View archive related reports from the Dashboard

CA ARCserve Backup lets you view archive related reports, such as Node Archive Status Report, Job Archive Job Status Report, Total Archive Support from the CA ARCserve backup Dashboard UI.



Frequently Asked Questions

Q: Do I need license for the CA ARCserve backup Archive Manager?

A: No, the CA ARCserve Backup Archive Manager is included with the base product.

Q: Does CA ARCserve Backup Archive Manager support applications, eg Exchange, SQL, SharePoint, Oracle?

A: No, CA ARCserve Backup Archive Manager supports archiving of only directories/files but not applications.

Q: Does Archive Manager support archiving of Operating System files?

A: No, Archive manager does not support, nor recommends archiving of OS files.

Q: Does Archive Manager use stub files as a link to archived files?

A: No stub files are used on the file system as a link to archived files. CA ARCserve Backup has to be used to restore the archived files.

Q: Can the Archive Manager use de-duplication, tape libraries or cloud devices, as archive storage destinations?

A: Yes, Archive Manager can use tape, de-duplication or cloud devices.

Q: Does the Archive Manager backup directly to a cloud device?

A: No, archived data is first backed up to a disk device, then migrated to a cloud device, not backed to a cloud device directly.

Summary

CA ARCserve Backup now includes an intuitive data archiving capability to archive your data. The CA ARCserve Backup Archive Manager provides with an ability to archive files on Windows, UNIX/Linux and MAC file systems. CA ARCserve Backup lets you specify the archive schedules/policies for the selected data, and retrieve the data/files through CA ARCserve restore job after specific retention time has elapsed. CA ARCserve Backup supports archiving data to tape, disk, Amazon S3 cloud storage and Eucalyptus private cloud storage.

For more information about the CA ARCserve Family of products, please visit arcserve.com/products or test drive our products at arcserve.com/software-trials.